

U.S. Suggested Retail Price List

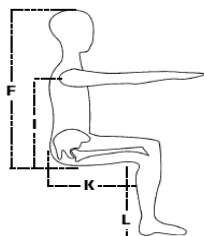
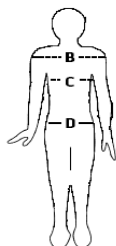
January 2012

Phone: 1-800-336-7684

Fax: 704-882-0751

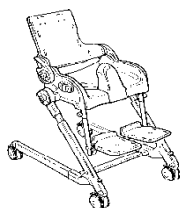
www.snugseat.com

PO Box 1739 Matthews, NC 28106



| | |
|--------------------------|-------|
| B (Shoulder width) | _____ |
| C (Chest Width) | _____ |
| D (Hip Width) | _____ |
| F (Seat to Top of Head) | _____ |
| I (Seat to Axilla) | _____ |
| K (Seat to Back of Calf) | _____ |
| L (Seat to Foot Plate) | _____ |

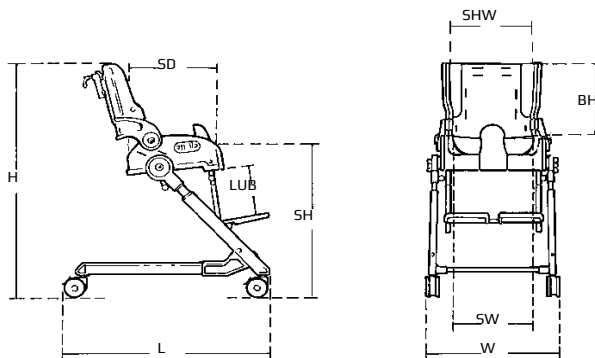
Features included in standard price of Flamingo Complete



- Four non-marring white locking casters
- Elevating Legrest
- Angle and height adjusting footplates
- 100 % waterproof seat and back upholstery
- Splash guard - High profile

- Height adjustable and foldable frame
- Tilt in space
- Reclining back
- Active back (no sides)

Please note: We are unable to accept returns or exchanges of hygiene products due to health regulations.



| Measurements | Size 1 cm (inch) | Size 2 cm (inch) | Size 3 cm (inch) | Size 4 cm (inch) |
|--------------------------|---------------------|---------------------|---------------------|---------------------|
| Shoulder width (SHW) | 30 (12") | 32 (12½") | 38 (15") | 40 (15½") |
| Back height (BH) | 36 (14") | 40 (15½") | 43 (17") | 47 (18½") |
| Seat width (SW) | 25 (10") | 27 (11½") | 31 (12½") | 33(13") |
| Width, frame (W) | 44 (17") | 46 (18") | 50 (19¾") | 54 (21") |
| Height, frame w/seat (H) | 86 (33½") | 89 (35") | 93 (36½") | 95 (37") |
| Length, frame (L) | 66 (26") | 66 (26") | 66 (26") | 66 (26") |
| Seat depth (SD) | 27 (10½") | 32 (12½") | 36 (14") | 42 (16½") |
| Seat height (SH) | 50-60 | 50-60 | 50-60 | 50-60 |
| - | (19½-23½") | (19½-23½") | (19½-23½") | (19½-23½") |
| Lower leg length (LUB) | 18-26 (7-10") | 25-35 (9¾-13½") | 30-40 (11¾-23½") | 29-43 (11¼-16¾") |
| Seat height, folded | 24 (9") | 26 (10") | 27 (10½") | 27 (10½") |
| Seat length, folded | 37 (14½") | 40 (15½") | 43 (17") | 46 (18½") |
| Frame height, folded | 20 (8") | 20 (8") | 20 (8") | 20 (8") |
| Frame length, folded | 74 (29") | 74 (29") | 74 (29") | 74 (29") |
| Weight | 11 kg (24 lb) | 13 kg (29 lb) | 14 kg (31 lb) | 15 kg (33lb) |
| Max. Load/user weight | 35 kg (77 lb) | 50 kg (110 lb) | 60 kg (132 lb) | 70 kg (154 lb) |
| Tilt-In-Space | -15° to +35° | | | |
| Back recline | -25°-90° | | | |
| Footrest angle | -60° to 90° | | | |

Account No. _____ Drop Ship: _____
 Date: _____ Name _____
 P.O. Number: _____ Address _____
 Buyer: _____ City _____
 Marked For: _____ State _____ Zip _____
 E Mail: _____ Tel. _____ Fax _____

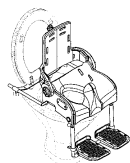
Phone: 1-800-336-7684 Fax: 704-882-0751 www.snugseat.com PO Box 1739 Matthews, NC 28106

| Flamingo™ | Description | Size | Part No. | Price |
|-----------|-------------|------|----------|-------|
|-----------|-------------|------|----------|-------|



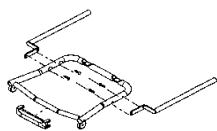
| | | | | |
|--------------------|--------|-----------|-------|--------------------------|
| Flamingo, Complete | size 1 | 880001-NL | 1,995 | <input type="checkbox"/> |
| Flamingo, Complete | size 2 | 880002-NL | 1,995 | <input type="checkbox"/> |
| Flamingo, Complete | size 3 | 880003-NL | 1,995 | <input type="checkbox"/> |
| Flamingo, Complete | size 4 | 880004-NL | 2,195 | <input type="checkbox"/> |

Includes splash guard, footrest, upholstery, seat belt, and mobile frame.



| | | | | |
|---------------------------|--------|--------|-------|--------------------------|
| Flamingo, Commode version | size 1 | 880301 | 1,195 | <input type="checkbox"/> |
| Flamingo, Commode version | size 2 | 880302 | 1,195 | <input type="checkbox"/> |
| Flamingo, Commode version | size 3 | 880303 | 1,195 | <input type="checkbox"/> |
| Flamingo, Commode version | size 4 | 880304 | 1,195 | <input type="checkbox"/> |

Includes splash guard, footrest, seat belt, & commode mount. Upholstery not included.



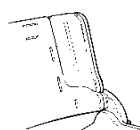
| | | | | |
|--|--------|--------|-----|--------------------------|
| Hardware for mounting directly to a toilet | size 1 | 880141 | 265 | <input type="checkbox"/> |
| Hardware for mounting directly to a toilet | size 2 | 880142 | 265 | <input type="checkbox"/> |
| Hardware for mounting directly to a toilet | size 3 | 880143 | 265 | <input type="checkbox"/> |
| Hardware for mounting directly to a toilet | size 4 | 880144 | 265 | <input type="checkbox"/> |



| | | | | |
|---|----------|--------|----|--------------------------|
| Suction cups for seat use in a bath tub | one size | 880150 | 80 | <input type="checkbox"/> |
|---|----------|--------|----|--------------------------|



| | | | | |
|------------------------|---|-------------|-----|--------------------------|
| Vest, Water-proof mesh | 0 | 89111-040 | 195 | <input type="checkbox"/> |
| Vest, Water-proof mesh | ¾ | 89111-07540 | 195 | <input type="checkbox"/> |
| Vest, Water-proof mesh | 1 | 89111-140 | 195 | <input type="checkbox"/> |
| Vest, Water-proof mesh | 2 | 89111-240 | 195 | <input type="checkbox"/> |




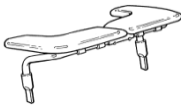

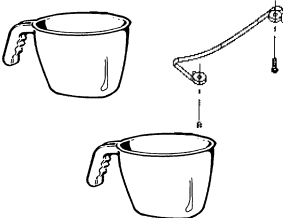

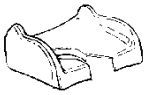


| | | | | |
|-----------------------------|--------|--------|-----|--------------------------|
| Sides for back w/upholstery | size 1 | 880111 | 255 | <input type="checkbox"/> |
| Sides for back w/upholstery | size 2 | 880112 | 255 | <input type="checkbox"/> |
| Sides for back w/upholstery | size 3 | 880113 | 255 | <input type="checkbox"/> |
| Sides for back w/upholstery | size 4 | 880114 | 255 | <input type="checkbox"/> |

Can not be used with swing-away lateral supports

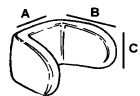
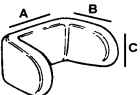
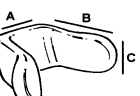
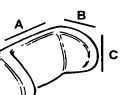
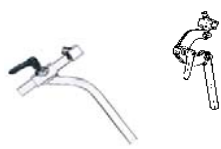


| | | | | |
|--------------------------|------------|--------|----|--------------------------|
| Splashguard, low profile | size 1 | 880195 | 75 | <input type="checkbox"/> |
| Splashguard, low profile | size 2 - 4 | 880196 | 75 | <input type="checkbox"/> |

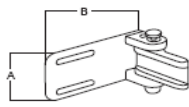
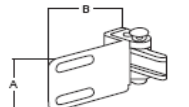

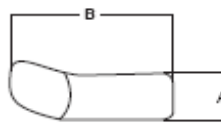

Please note: We are unable to accept returns or exchanges of hygiene products due to health regulations.

| Flamingo™ | Description | Size | Part No. | Price |
|--|---|------------|----------|------------------------------|
|  | Push brace | one size | 880110 | 125 <input type="checkbox"/> |
|  | Swing-away arm rest/tray | size 1 | 880131 | 290 <input type="checkbox"/> |
| | Swing-away arm rest/tray | size 2 | 880132 | 290 <input type="checkbox"/> |
| | Swing-away arm rest/tray | size 3 | 880133 | 290 <input type="checkbox"/> |
| | Swing-away arm rest/tray | size 4 | 880134 | 290 <input type="checkbox"/> |
|  | Seat Belt with plastic lock | one size | 36-85100 | 45 <input type="checkbox"/> |
| | H-harness with plastic lock | one size | 36-85105 | 65 <input type="checkbox"/> |
| | Footrest straps, pair | one size | 36-8596 | 35 <input type="checkbox"/> |
| | Calf support strap | one size | 880199 | 80 <input type="checkbox"/> |
|  | Commode pan w/holder | size 1 | 880121 | 105 <input type="checkbox"/> |
| | Commode pan w/holder | size 2 | 880122 | 105 <input type="checkbox"/> |
| | Commode pan w/holder | size 3 | 880123 | 105 <input type="checkbox"/> |
| | Commode pan w/holder | size 4 | 880124 | 105 <input type="checkbox"/> |
| | Commode pan only | size 1 + 2 | 880128 | 48 <input type="checkbox"/> |
| | Commode pan only | size 3 + 4 | 880129 | 48 <input type="checkbox"/> |
| Spare parts | | | | |
|  | Splashguard, high profile* | size 1 | 880191 | 75 <input type="checkbox"/> |
| | Splashguard, high profile* | size 2 - 4 | 880192 | 75 <input type="checkbox"/> |
| <i>*Included with each seat at purchase - This is a spare part number/selection.</i> | | | | |
|  | Upholstery, seat | size 1 | 880161 | 150 <input type="checkbox"/> |
| | Upholstery, seat | size 2 | 880162 | 150 <input type="checkbox"/> |
| | Upholstery, seat | size 3 | 880163 | 150 <input type="checkbox"/> |
| | Upholstery, seat | size 4 | 880164 | 150 <input type="checkbox"/> |
| | Upholstery, seat (Narrows seat width 2") | size 2 | 880166 | 150 <input type="checkbox"/> |
| | Upholstery, seat (Narrows seat width 2") | size 3 | 880167 | 150 <input type="checkbox"/> |
| | Upholstery, seat (Narrows seat width 2") | size 4 | 880168 | 150 <input type="checkbox"/> |
|  | Upholstery, back | size 1 | 880171 | 135 <input type="checkbox"/> |
| | Upholstery, back | size 2 | 880172 | 135 <input type="checkbox"/> |
| | Upholstery, back | size 3 | 880173 | 135 <input type="checkbox"/> |
| | Upholstery, back | size 4 | 880174 | 135 <input type="checkbox"/> |
|  | Upholstery, sides, x = H (right) / V (left) | size 1 | 880181-x | 85 <input type="checkbox"/> |
| | Upholstery, sides, x = H (right) / V (left) | size 2 | 880182-x | 85 <input type="checkbox"/> |
| | Upholstery, sides, x = H (right) / V (left) | size 3 | 880183-x | 85 <input type="checkbox"/> |
| | Upholstery, sides, x = H (right) / V (left) | size 4 | 880184-x | 85 <input type="checkbox"/> |

Please note: We are unable to accept returns or exchanges of hygiene products due to health regulations.

| Flamingo™ | Description | Size | Part No. | Price |
|---|--|------|----------|------------------------------|
|  | Headrests require Cushion with Mounting Hardware and Swing-away Bracket | | | |
| Head support 1 A=4", B=3½", C=5½" | HCPCS - E0955 | | | |
|  | Headrest Cushion and Mounting Hardware | | | |
| Head support 2 A=6", B=3½", C=5½" | Headrest 1, Gray PUR | | 6171000 | 200 <input type="checkbox"/> |
| | Headrest 1, White PUR | | 6171500 | 200 <input type="checkbox"/> |
| | Headrest 2, Gray PUR | | 6172000 | 200 <input type="checkbox"/> |
| | Headrest 2, White PUR | | 6172500 | 200 <input type="checkbox"/> |
|  | Headrest 3, Gray PUR | | 6173000 | 200 <input type="checkbox"/> |
| | Headrest 3, White PUR | | 6173500 | 200 <input type="checkbox"/> |
| Head support 3 A=4½", B=6", C=4" | Headrest 4, Gray PUR | | 6174000 | 200 <input type="checkbox"/> |
| | Headrest 4, White PUR | | 6174500 | 200 <input type="checkbox"/> |
|  | HCPCS - E1028 | | | |
| Head support 4 A=5½", B=3½", C=3" | Swing-away Bracket - Height, Depth, Angle & Lateral Adjustable | | | |
|  | Stainless Turtle Bar System | | 98619-24 | 205 <input type="checkbox"/> |
| | Stainless Bar System, Straight, 9" | | 87583 | 205 <input type="checkbox"/> |
| | Stainless Bar System, Straight, 14½" | | 87585 | 205 <input type="checkbox"/> |

Laterals require Swing-away Bracket, Bar, and Cushion

| | | | | |
|---|--|----------------|---------|------------------------------|
|  | HCPCS - E1028 | | | |
| | Swing-away bracket, right, each, A:1¾", B:4¾" | | 83300-R | 210 <input type="checkbox"/> |
| | Swing-away bracket, left, each, A:1¾", B:4¾" | | 83300-L | 210 <input type="checkbox"/> |
|  | Swing-away bracket, right, offset, each, A:2¼", B:5" | | 83500-R | 210 <input type="checkbox"/> |
| | Swing-away bracket, left, offset, each, A:2¼", B:5" | | 83500-L | 210 <input type="checkbox"/> |
|  | Bar, Straight, Stainless | 3¾" | 82569 | NC <input type="checkbox"/> |
| | Bar, Straight, Stainless | 6¼" | 82648 | NC <input type="checkbox"/> |
|  | HCPCS - E0956 | | | |
| | Cushion, Curved, each | A: 3½", B: 7½" | 6175407 | 100 <input type="checkbox"/> |
| | Cushion, Curved, each | A: 2½", B: 6½" | 6175408 | 100 <input type="checkbox"/> |
| | Cushion, Curved, each | A: 2½", B: 5¾" | 6175409 | 100 <input type="checkbox"/> |
|  | Protection Pads, each | | 89151 | 90 <input type="checkbox"/> |

NOTES