

mustang™

SNUG SEAT®

U.S. Suggested Retail Price List

E8002, K0008

January 2015

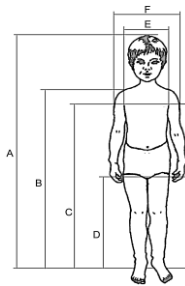
Phone: 1-800-336-7684

Fax: 704-882-0751

www.snugseat.com

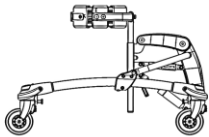
PO Box 1739 Matthews, NC 28106

Account No. _____ Drop Ship: _____
 Date: _____ Name _____
 P.O. Number: _____ Address _____
 Buyer: _____ City _____
 Marked For: _____ State _____ Zip _____
 E Mail: _____ Tel. _____ Fax _____



A (Total height) _____
 C (Chest height) _____
 D (Buttock height) _____
 E (Chest width) _____
 Age _____
 Weight _____

Features, included in standard price



Four sizes
 4 wheels, solid
 Drag wheel function
 Reverse brake on/off

Chest support, height/width adjustable
 Angle adjustable center spar
 Height adjustable center spar
 Directional stabilizer

Description	Size	Part No.	Price		
	Mustang - Yellow - 4" Casters	size 1	869011	1,935	<input type="checkbox"/>
	Mustang - Yellow - 8" Casters	size 1	869015	1,935	<input type="checkbox"/>
	Mustang - Blue - 4" Casters	size 2	869025	2,015	<input type="checkbox"/>
	Mustang - Blue - 8" Casters	size 2	869021	2,015	<input type="checkbox"/>
	Mustang - Red	size 3	869031	2,850	<input type="checkbox"/>
	Mustang - Bright Blue	size 4	869041	3,260	<input type="checkbox"/>
	Chest Support, 18½" to 25¼"	small	869810	N/C	<input type="checkbox"/>
	Chest Support, 26¼" to 30¾"	medium	869820	N/C	<input type="checkbox"/>
	Chest Support, 34¼" to 45"	large	869830	N/C	<input type="checkbox"/>

Measurements = inner circumference

U.S. Suggested Retail Price List

January 2015

Phone: 1-800-336-7684

Fax: 704-882-0751

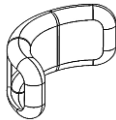
www.snugseat.com

PO Box 1739 Matthews, NC 28106

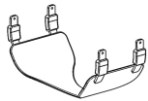
Accessories



Pelvis Support, 18½" to 25¼"	small	869610	475	<input type="checkbox"/>
Pelvis Support, 26¼" to 30¾"	medium	869620	490	<input type="checkbox"/>
Pelvis Support, 34¼" to 45"	large	869630	505	<input type="checkbox"/>
Measurements = inner circumference				



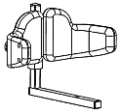
Extra pad for chest/pelvic support	one size	869225	61	<input type="checkbox"/>
Cover for chest/pelvic support	small	869810-160	115	<input type="checkbox"/>
Cover for chest/pelvic support	medium	869820-260	140	<input type="checkbox"/>
Cover for chest/pelvic support	large	869830-360	150	<input type="checkbox"/>



Sling seat - use with small chest support	size 1	869570	175	<input type="checkbox"/>
Sling seat - use w/ medium chest support	size 2	869571	175	<input type="checkbox"/>
<i>Sling Seat does not work on size 3 & 4 Mustang</i>				



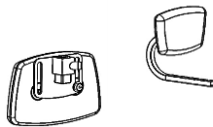
Mustang seat	size 1 + 2	869110	255	<input type="checkbox"/>
Mustang seat	size 3 + 4	869120	270	<input type="checkbox"/>



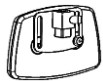
<i>Hip and Sacrum supports require Mustang seat</i>				
Hip supports	size 1 + 2	869221	385	<input type="checkbox"/>
Hip supports	size 3 + 4	869231	385	<input type="checkbox"/>



<i>Hip and Sacrum supports require Mustang seat</i>				
Hip support on curved bar	sizes 1 + 2	869222	385	<input type="checkbox"/>
Hip support on curved bar	sizes 3 + 4	869232	385	<input type="checkbox"/>



Sacrum support	small	869250	160	<input type="checkbox"/>
Sacrum support with head support bracket	large	869255	220	<input type="checkbox"/>



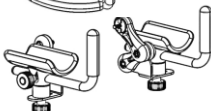
Abdominal support	One size	869260	92	<input type="checkbox"/>
-------------------	----------	--------	----	--------------------------



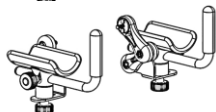
Arm support for anterior use	small	869360	210	<input type="checkbox"/>
Arm support for anterior use	large	869365	210	<input type="checkbox"/>



Arm rests anterior incl. handles	small	869350	410	<input type="checkbox"/>
Arm rests anterior incl. handles	large	869355	505	<input type="checkbox"/>



Arm prompts for anterior use	small	869310	385	<input type="checkbox"/>
Arm prompts for anterior use	medium	869320	385	<input type="checkbox"/>
Arm prompts for anterior use	large	869325	405	<input type="checkbox"/>



Arm prompts for posterior use	small	869330	405	<input type="checkbox"/>
Arm prompts for posterior use	medium	869340	405	<input type="checkbox"/>
Arm prompts for posterior use	large	869345	405	<input type="checkbox"/>



Padded forearm positioner	pair	869370	68	<input type="checkbox"/>
---------------------------	------	--------	----	--------------------------

U.S. Suggested Retail Price List

January 2015



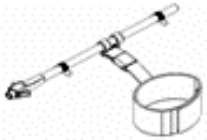


Phone: 1-800-336-7684

Fax: 704-882-0751






www.snugseat.com

PO Box 1739 Matthews, NC 28106

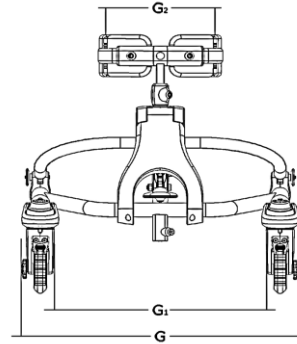
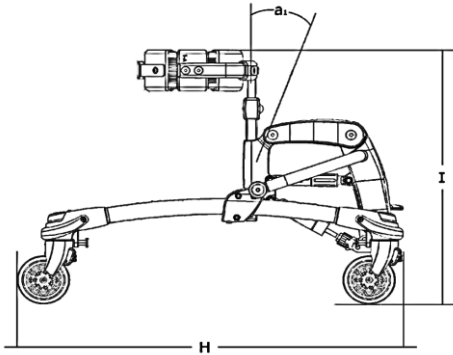
Accessories

	Leg separator	size 1	869410	290	<input type="checkbox"/>
	Leg separator	size 2	869420	290	<input type="checkbox"/>
	Leg separator	size 3	869430	350	<input type="checkbox"/>
	Leg separator	size 4	869440	350	<input type="checkbox"/>
	Attendant guide bar	size 1 + 2	869510	200	<input type="checkbox"/>
	Ankle Prompt System	size 1	869450	175	<input type="checkbox"/>
	Ankle Prompt System	size 2	869455	175	<input type="checkbox"/>
	Ankle Prompt System	size 3	869460	190	<input type="checkbox"/>
	Ankle Prompt System	size 4	869465	190	<input type="checkbox"/>
	Leg pad	one size	869470	135	<input type="checkbox"/>
	Storage pouch	size 1 + 2	869560	97	<input type="checkbox"/>
	Storage bag	size 3 + 4	869565	195	<input type="checkbox"/>

Head supports

Pad Style					
	Head support no. 1, Black Polyurethane (cover optional)	6171550	205	<input type="checkbox"/>	
	Head support no. 2, Black Polyurethane (cover optional)	6172550	205	<input type="checkbox"/>	
	Head support no. 3, Black Polyurethane (cover optional)	6173550	205	<input type="checkbox"/>	
	Head support no. 4, Black Polyurethane (cover optional)	6174550	205	<input type="checkbox"/>	
	Anatomic head support*, Small - A = 3", B = 8"	5099001	255	<input type="checkbox"/>	
	Anatomic head support*, Medium - A = 3", B = 10¼"	5099002	255	<input type="checkbox"/>	
	Anatomic head support*, Large - A = 4¼", B = 13"	5099003	255	<input type="checkbox"/>	
<i>*Includes black Ducutex cover</i>					
	Adjustable Width Headrest, large laterals, without speakers	99737XX-85	305	<input type="checkbox"/>	
	Speakers for Adjustable Width Headrest, large laterals	X99717XX-85	95	<input type="checkbox"/>	
<i>**Includes black Mesh cover</i>					
	Headband System (For Anatomic Head Support only)	99500	230	<input type="checkbox"/>	
	Extra headband strap (For Anatomic Head Support only)	99400-5	56	<input type="checkbox"/>	
	Swing-away Mounting Bracket - Height, Depth, Angle & Lateral Adjustable				
	Turtle bar system, short	98619-25	230	<input type="checkbox"/>	
	Turtle bar system, long	98619-26	230	<input type="checkbox"/>	
	Connecting Rod - Required to connect headrest to Hip or Sacrum supports	869226	56	<input type="checkbox"/>	

Measurements



	Size 1	Size 2	Size 3	Size 4
Width, total (G)	20¼"	24½"	25½"	27½"
Width, inside frame (G1)	14¾"	17½"	19½"	22"
Width, inside chest support (G2)	6½-9"	9-10½"	11¾-15½"	11¾-15½"
Length, total (H)	29¼"	35"	39"	43"
Height, total (I) - 4" casters	25¼"	27¼"	N/A	N/A
Height, total (I) - 8" casters	29¼"	31¼"	41"	50¼"
Seat height above floor	6½-13½"	12¾-19½"	17½-26½"	24-32¾"
Width between handles	5½-13½"	5½-13½"	5½-23½"	5½-23½"
Height from floor to handles	14½-22½"	20-27¾"	25½-35"	31½-48¾"
Angle range of center bar (a1)	30°	30°	0-25°	0-25°
Turning radius	17½"	21½"	21½"	24¼"
User height, floor to axilla	14¾-25¼"	23½-31¼"	27½-41½"	34-50¼"
Weight, standard without accessories	22 lb	31 lb	40 lb	42 lb
Max. load / user weight	66 lb	88 lb	132 lb	176 lb
Approximate User Age	1 to 4	3 to 7	5 to 12	9 to 16

NOTES