



2014 Evaluation Form Expedition Series Upright Handcycle

AGE: 7-14 YEARS

INSEAM: 13"-26" (pedaling)

INSEAM: 13" -26" (no pedaling)

The Upright Handcycle (EHD U16WG) is our latest creation! With several drive options and optional foot-power, this bike is built for both therapy and fun.

Throw in a wicked design, custom decals, and a smooth ride for max COOL Factor. The EHD U16WG has multiple adjustable components to accommodate different riders and help with getting on and off the bike.



PRODUCT SIZE SPECIFICATIONS



EHD U16N (Narrow)



EHD U16WG

	EHD U16N	*EHD U16WG
Rider Age (Years)	7-14	7-14
Rider Inseam	13" -26"	13" -26"
Max. Load (lbs)	150	150
Bike Weight (lbs)	50	50
Wheel Size	16"	16"
Frame Height (without Seat)	26"	26"
Total Length	50" *	50" *
(*with Rear Steering add 12")		
Bike Width	29"	33"

Please note: Always consider bike width for passing through doorways.

CREATING A CYCLE OF mobility™

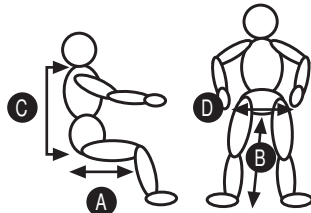




Upright Handcycle

AGE: 7-14 Years
INSEAM: 19"-26"

RIDER INFORMATION <input type="checkbox"/> Male <input type="checkbox"/> Female	
Rider's Name: _____	
Date of Birth: MONTH _____ /DAY _____ /YEAR _____	
Diagnosis: _____	
Weight: _____ LBS. _____ KGS. Height: _____ INCHES _____ CM	
A. Seat Depth: _____ INCHES _____ CM	
B. Inseam: _____ INCHES _____ CM	
C. Back Height: _____ INCHES _____ CM	
D. Seat Width: _____ INCHES _____ CM	
THERAPIST'S Name: _____	
Phone: _____	
Fax: _____	
Email: _____	




FRAME CHOICE: <input type="checkbox"/> Hand Only (n/c) <input type="checkbox"/> Hand & Foot (\$500.00)	
EHD U16N (Narrow)	\$3415.00
EHD U16 WG (Wide Glide)	\$3500.00
Custom Frame	(call for price)
Removable Rear Platform* (required for Sun-Shade Canopy)	\$280.00

REAR STEERING	
Rear Steering	\$570.00
Adjustable Jogging Extension Handle	\$150.00

TOTAL

E. Total Length: 50" WG: 50"
F. Rear steering allows bike to be controlled from the rear, this adds 12" to the length of the model.
G. Width: 29" WG: 33"
H. Steering head tube unlocks/locks steering




COLOR CHOICE	
<input type="checkbox"/> Candy Blue <input type="checkbox"/> Hot Rod Purple	(STD)
<input type="checkbox"/> Blue <input type="checkbox"/> Red <input type="checkbox"/> Yellow <input type="checkbox"/> Pink	(\$100.00)
Other Custom Color	(\$240.00)
Please Specify: _____	
Sticker Type	<input type="checkbox"/> Male <input type="checkbox"/> Female
Please note extra delivery time for N/C & custom colors.	


PROPULSION	
Direct Drive <input type="checkbox"/> H <input type="checkbox"/> F	(n/c)
Free Wheel <input type="checkbox"/> H <input type="checkbox"/> F	(\$70.00)
Manual Free Wheel / <input type="checkbox"/> F	
Direct Drive Reciprocator System	(\$195.00)
3-Speed Freewheel w/ Coaster Brake <input type="checkbox"/> H <input type="checkbox"/> F	(STD)
Twist Grip Shift <input type="checkbox"/> U-Bar <input type="checkbox"/> R.S. <input type="checkbox"/> R. Pedal	(STD)
Thumb Shift Lever	(\$60.00)
TEC Drive - 3-Speed Direct Drive (EASY, AVERAGE, CHALLENGING) <input type="checkbox"/> H <input type="checkbox"/> F	(\$500.00)
REC - 2-Speed Direct Drive w/ Neutral (EASY, AVERAGE, OFF) <input type="checkbox"/> H <input type="checkbox"/> F	(\$500.00)
Thumb Shift Lever <input type="checkbox"/> U-Bar <input type="checkbox"/> R.S. <input type="checkbox"/> R. Pedal	(STD)
PLEASE NOTE: Standard shift mechanism for TEC and REC drives.	

PEDAL POWER (Applicable only to single speed hand or foot drive)	
Easy <input type="checkbox"/> H <input type="checkbox"/> F	(STD)
Average <input type="checkbox"/> H <input type="checkbox"/> F	(n/c)
Challenging <input type="checkbox"/> H <input type="checkbox"/> F	(\$30.00)

CRANK ARM LENGTHS - RANGE OF MOTION	
Shorter range is suitable for limited knee flexion.	
I. 2.5" <input type="checkbox"/> H <input type="checkbox"/> F	(\$100.00)
J. 3" <input type="checkbox"/> H <input type="checkbox"/> F	(\$100.00)
K. 3.5" <input type="checkbox"/> H <input type="checkbox"/> F	(n/c)
L. 4" <input checked="" type="checkbox"/> H <input type="checkbox"/> F	(STD)
M. 5" <input type="checkbox"/> H <input type="checkbox"/> F	(n/c) (N/A)
N. Multi-Crank Length Adapter 4"/5" Cranks	(\$75.00)







BOTTOM BRACKET POSITION	
<input type="checkbox"/> Standard (3")	(n/c)
<input type="checkbox"/> Custom _____ INCHES _____ CM	(\$150.00)
O. Position of bottom bracket in relation to the seat post.	



CHAIN GUARD (Foot Drive Only)	
Heavy Duty Steel Chain Guard	(STD)
ABS Enclosed Chain Guard (N/A with TEC and REC Drive)	(\$140.00)


WE CAN CUSTOM BUILD BASED ON YOUR SPECIFIC NEEDS! **PAGE SUB-TOTAL**

WHEELS	
P. 16" Aluminum (STD)	
Q. Spoke Covers (set of three) (\$100.00)	
	
	
TIRES	
R. 16" Smooth Solid Tires (Aluminum Wheel only) (STD)	
S. 16" Knobby (\$90.00)	
16" Smooth (\$90.00)	


PARKING BRAKE	
Parking Brake (STD)	
Second Parking Brake (\$115.00)	

BRAKE LEVER POSITION		
Coaster Brake (STD)		
Front Brake (Please specify 1st lever position) (N/C)		
Second Brake Lever* (splitter) (\$90.00)		
Optional Rear Band Brake (EHD U16WG only)* (\$115.00)		
LEVER POSITIONING	1st LEVER (STD)	2nd LEVER*
Left Pedal	<input type="checkbox"/>	<input type="checkbox"/>
Right Pedal	<input type="checkbox"/>	<input type="checkbox"/>
Rear Assistance (T-bar)	<input type="checkbox"/>	<input type="checkbox"/>
Rear Steering Handle	<input type="checkbox"/>	<input type="checkbox"/>

Foot Platform (for hand power only)	
5. Molded ABS Footplate System* <input type="checkbox"/> XS <input type="checkbox"/> S <input type="checkbox"/> M <input type="checkbox"/> L <input type="checkbox"/> XL (STD)	

PEDALS	
1. Measure Rider's Shoe: i) _____ INCHES _____ CM ii) _____ INCHES _____ CM OR TRACE OUTLINE OF RIDER'S SHOE ON A PIECE OF PAPER & SUBMIT w/ORDER.	
2. Mountain Style Pedal (STD)	
3. Mountain Style with Cage (\$30.00)	
4. Neoprene Adjustable Footplate* <input type="checkbox"/> S <input type="checkbox"/> M <input type="checkbox"/> L <input type="checkbox"/> XL (\$315.00)	
5. Molded ABS Footplate System* <input type="checkbox"/> XS <input type="checkbox"/> S <input type="checkbox"/> M <input type="checkbox"/> L <input type="checkbox"/> XL (\$355.00)	
6. Pulley System (FRONT: corrects plantar flexion) (\$30.00)	
Pulley System (REAR: self-leveling pedals) (\$30.00)	
7. 0.25" Footplate Spacers Qty: _____/Pedal (\$4.75/UNIT)	
8. Abductor Leg Brace *requires #5 Molded ABS Footplate <input type="checkbox"/> S <input type="checkbox"/> M <input type="checkbox"/> L (\$485.00/EA) Please specify <input type="checkbox"/> Left or <input type="checkbox"/> Right	
	
	
	
	

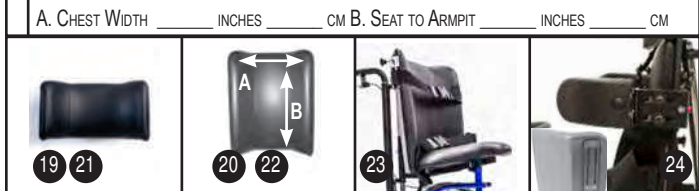
HAND PEDALS	
T. T-handle Pedal (STD)	
U. Quad Cuff Grip (\$135.00)	
V. Tri-pin Quad Grip (\$325.00)	
W. Foam Covered Ergo Grip (\$135.00)	
X. Quad Glove Grip (\$295.00)	




SEAT BASE	
9. Child (12.5" width, 12.5" depth) (STD)	
10. Child Narrow (\$90.00)	
11. Adult Seat (16.75" width, 14" depth) (WG only) (\$90.00)	
12. Adult Narrow (WG only) (\$90.00)	
13. Add 2" Raised Pommel to seat selection above (\$90.00)	
14. Custom (measurements) (call for price)	
A. _____ inches _____ cm B. _____ inches _____ cm	
15. Hip Belt 1.5" wide (N/C)	
16. Hip Belt, 2" wide (STD)	
17. Neoprene Hip Stabilizer Belt (\$170.00)	



BACK REST (**Seat is cut away for arm movement)	
Chest Strap (High Back only) (STD)	
18. Child Low Back - (13" width, 7.5" height) (N/C)	
19. Child High Back*** - (13" width, 18" height) (STD)	
20. Adult Low Back - (17" width, 10" height) (WG only) (\$50.00)	
22. Adult High Back*** - (17" width, 18" height) (\$90.00)	
<input type="checkbox"/> RECLINE BACK <input type="checkbox"/> 23. TILT SEAT (\$165.00)	
24. Lateral Support Bracket complete w/Track <input type="checkbox"/> S <input type="checkbox"/> L (\$335.00/EA) (Includes Custom Back (#21) - Fill out if Needed) (2 Required for Set)	



HEAD REST	
25. Adjustable/Removable Headrest (\$175.00)	
26. Adjustable Velcro Occiput Support Cushion (\$325.00) PLEASE NOTE: Includes Adjustable/Removable Headrest option.	
27. i2i Head & Neck Support System with Support Bracket (\$985.00) PLEASE NOTE: Please specify size as per brochure.	
28. Custom - Custom Mount of Head Support Bracket (Template required) (call for price)	



PAGE SUB-TOTAL

CHEST HARNESS		
Neoprene Chest Harness - Medium	(\$100.00)	
Neoprene Chest Harness - Large	(\$130.00)	
Neoprene Chest Harness - Extra Large	(\$180.00)	



GLOVES		
<input type="checkbox"/> X Small <input type="checkbox"/> Small <input type="checkbox"/> Medium <input type="checkbox"/> Large	(\$75.00)	
Custom	(call for price)	

A. Measure width of palm _____ INCHES _____ CM	
B. Measure width of wrist _____ INCHES _____ CM	
C. Measure bend of wrist to top of middle finger _____ INCHES _____ CM	



STATIONARY TRAINER		
Indoor Stationary Trainer	(\$470.00)	

ABDUCTOR/ADDUCTION		
29. Abductor (Removable Leg Divider)	(\$255.00)	
30. Padded Leg Adduction Strap	(\$105.00)	



ACCESSORIES		
<input type="checkbox"/> Self Centering Spring <input type="checkbox"/> Locking Hand Brake	(std)	
<input type="checkbox"/> Safety Flag <input type="checkbox"/> Wheel Reflectors	(std)	
Animal Squeaky Horn	(N/C)	
Multitool (sold separately \$16.00)	(std)	
Bell	(std)	
Tool Pouch	(\$30.00)	
Tool Kit with Waterbottle Shaped Case	(\$55.00)	
Bike Covers	(\$170.00)	
Cane/Crutch Holder	(\$265.00)	
Oxygen Tank Holder (Specify Tank Size _____)	(\$310.00)	
Sun-Shade Canopy (Requires Rear Platform)	(\$385.00)	
Simulated Sheepskin Seat Cover <input type="checkbox"/> Child (\$100.00) <input type="checkbox"/> Adult (\$115.00)		

		Total - Page 3
		Total - Page 2
		Total - Page 1
		SUB-TOTAL
		Boxed (Some assembly required) (\$200.00)
		Freight (crated) (\$350.00)
		Residential Delivery (\$75.00)
		Tax 1
		Tax 2
		Other
		TOTAL

CUSTOMER INFORMATION

Dealer/Vendor: _____

Contact Person: _____

Address: _____

City: _____ Prov./State: _____

Postal/Zip Code: _____ Ordered by: _____

Phone: _____ Fax: _____

Email: _____

ORDER INFORMATION

Purchase Order: _____

Order Date: _____ Quote Date: _____

FCI Representative: _____

Payment Terms: _____

CREDIT CARD (CHECK ONE) Visa MasterCard Exp. Date: _____

Card Number: _____

Name On Card: _____

Signature: _____

SHIPPING INSTRUCTIONS

Name: _____

Address: _____

City: _____

Province/State: _____

Postal/Zip Code: _____ Phone: _____

Federal ID/SS#: _____

PRIVACY POLICY

Freedom Concepts Inc. collects, uses and discloses personal information of the Customer and/or Rider to properly assemble and manufacture the mobility device and may contact the Rider's therapist for additional personal information to assist with this process. The collection, use and disclosure of the personal information of the Customer and/or the Rider is governed by any consent which may, from time to time, be provided, and by the Freedom Concepts Inc. Privacy Policy which is available on our website www.freedomconcepts.com or by contacting our office. By signing below, you hereby warrant that you have the authority to bind the Rider and hereby authorize the collection, use, and disclosure of personal information as herein provided and in accordance with the Freedom Concepts Inc. Privacy Policy.

TERMS & CONDITIONS

Prices are subject to change without notice. Prepaid or net 30 days O.A.C. All taxes extra. Freight extra. Manufacturer reserves the right to change prices, colors, features, dates, locations and products without notice. Residential delivery charge may apply. Duty and brokerage included where applicable.

CUSTOMER SIGNATURE

I hereby give permission to Freedom Concepts Inc. to use photographs of me or my child for the sole purpose of the company's promotional use, and will not be distributed to third parties. YES NO
I would like to receive regular updates. SNAIL MAIL EMAIL NO

SIGNATURE OF RIDER/PARENT